



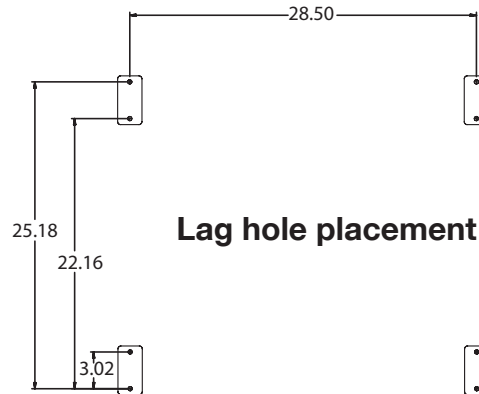
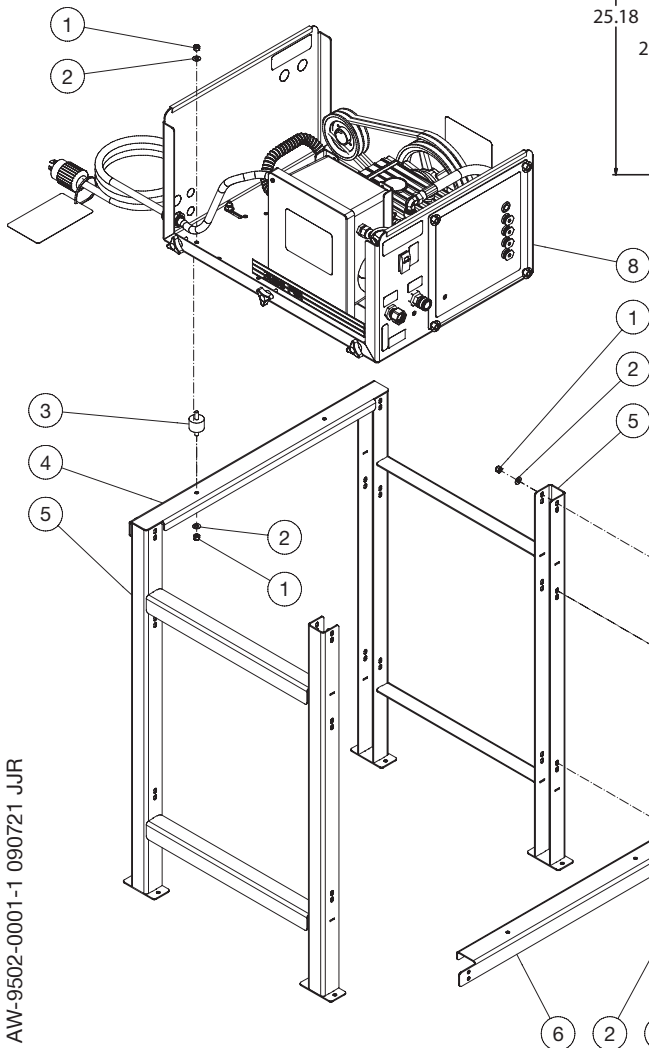
CW STATIONARY STAND (AW-9502-0001)

Assemble as shown using the hardware included.

Warning: The stand should be installed in a flat location. Bolt to the floor through the lag holes on the feet of the stand. Make sure the stand is completely assembled and secured prior to mounting the pressure washer.

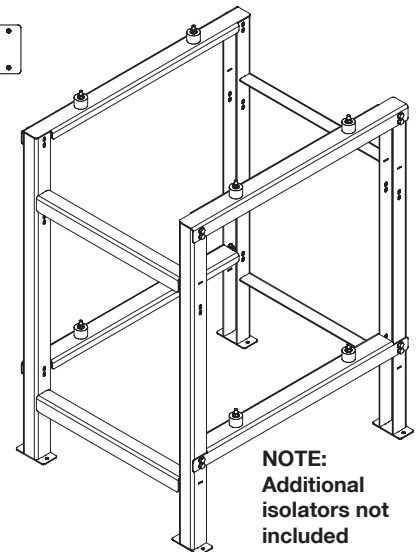
⚠ WARNING

⚠ **WARNING:** This product can expose you to chemicals including Lead, which is known to the State of California to cause cancer and birth defects or other reproductive harm. For more information go to www.P65Warnings.ca.gov



Lag hole placement

**Optional framing
arrangement for a
second unit**



NOTE:
Additional
isolators not
included

AW-9502-0001-1 090721 JJR

PARTS LISTING

ITEM	DESCRIPTION	PART #	QTY	ITEM	DESCRIPTION	PART #	QTY
1	LOCKNUT	30-0157	24	5	LEG	20-1379A18	2
2	WASHER	28-0003	40	6	BOLT ON BRACKET	20-1381A18	2
3	ISOLATOR	33-0028	4	7	BOLT	27-0067	16
4	TOP BRACKET	20-1380A18	2	8	STAINLESS STEEL STATIONARY CW UNIT	N/A	1